

How to put up your member profile

1. Log in



Home About TTN Member Benefits Members Only Chapters TTN News Contact Us SEARCH

The Transition Network

Embracing Change after 50

CONNECT with diverse and interesting women

DISCOVER new perspectives and opportunities

IMPACT your life and community

JOIN SUPPORT TTN

MEMBER LOGIN

Username:

Password:

Forgot username or password? [Click here.](#)

2. Click on "Go to Your Account"



Home About TTN Member Benefits Members Only Chapters TTN News Contact Us SEARCH

The Transition Network

Embracing Change after 50

CONNECT with diverse and interesting women

DISCOVER new perspectives and opportunities

IMPACT your life and community

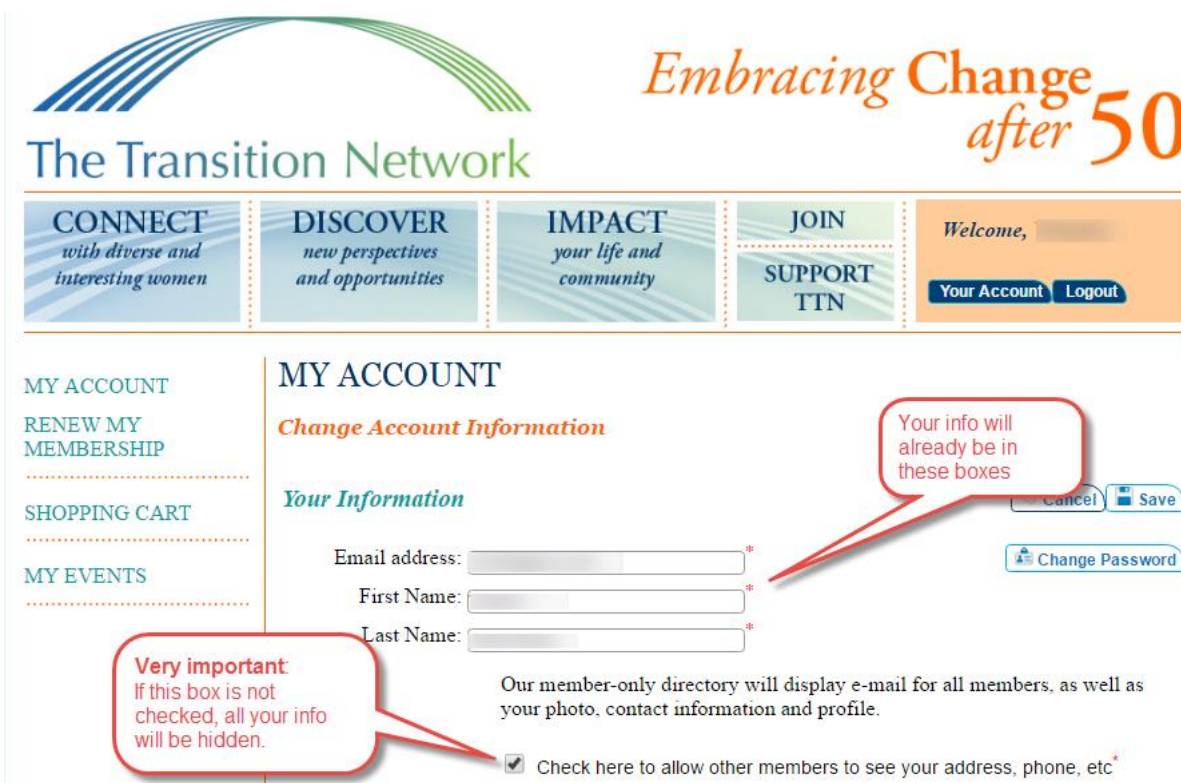
JOIN SUPPORT TTN

Welcome,

[Your Account](#) [Logout](#)

3. The form below will appear.

(Make your entries to the form on the web, not to this instruction page.)



The Transition Network

Embracing Change after 50

CONNECT with diverse and interesting women

DISCOVER new perspectives and opportunities

IMPACT your life and community

JOIN SUPPORT TTN

Welcome,

[Your Account](#) [Logout](#)

MY ACCOUNT

RENEW MY MEMBERSHIP

SHOPPING CART

MY EVENTS

MY ACCOUNT

Change Account Information

Your Information

Email address: *

First Name: *

Last Name: *

Very important: If this box is not checked, all your info will be hidden.

Your info will already be in these boxes

Our member-only directory will display e-mail for all members, as well as your photo, contact information and profile.

Check here to allow other members to see your address, phone, etc*

Other Personal Information

Address:

City:

State:

Country:

Postal code:

Home phone:

Mobile Phone:

Business Name:

Business Title:


Business Phone:

Photo:
 Delete existing photo

Your info will already be in these boxes

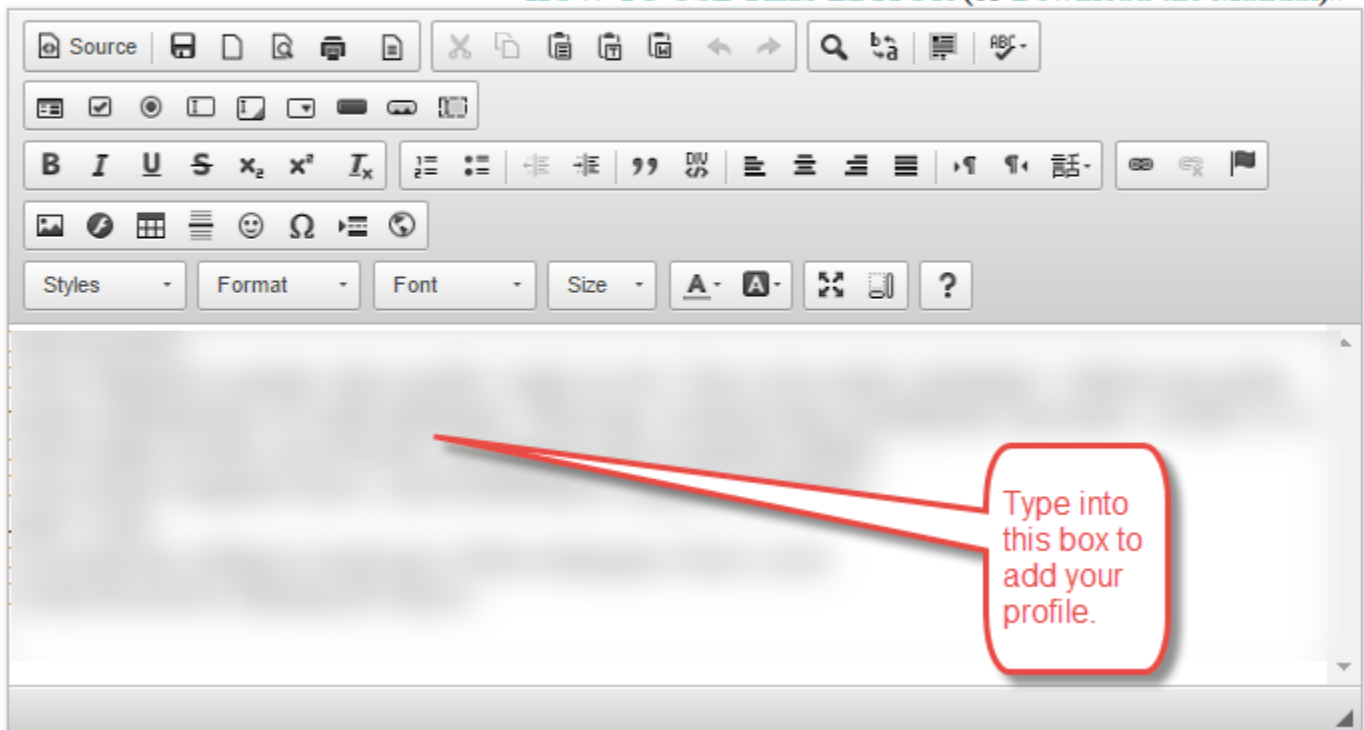
Add a picture

Click "Choose File" to add a picture from your computer.



Please tell fellow members about your background, current activities, hobbies and interests, so they can get to know you better.

HOW TO USE THIS EDITOR (or Download the Manual)»



The screenshot shows a rich text editor with a toolbar containing various icons for text formatting (bold, italic, underline, strikethrough, subscript, superscript, text color, background color), alignment (left, center, right, justified), indentation, bulleted and numbered lists, link and unlink, and other functions. Below the toolbar are dropdown menus for Styles, Format, Font, and Size, along with font color and background color buttons. The main editing area is a large, empty text box. A red callout box points to this area with the text: "Type into this box to add your profile."

Business Directory Information

If you have a product or service to sell and want to promote it in our Business Directory, please complete the information below and tell us how you want to display the information.

View Your Business Please display my business information publicly on TTN's website
Card: Please display my business information only to other TTN members

Business Name:

Your Title:

Email:

Web site:

Phone:

Mobile Phone:

Address:

City:

State:

Country:

Postal code:

Industry:

Logo:

Organization Description:
(not more than 380 characters)

Fill in these boxes if you want your business displayed in the business card section of the TTN website

Extremely important:
Press the save button or your profile will not be entered into the member directory.